

EPIRB DISPOSAL

Safety Alert Model SAI406 MHz

MAST

MARINE and SAFETY TASMANIA
making boating better

1

Make sure battery has expired. Ensure EPIRB is not turned on during disarming.



2

Break seal on reflective tape at top of EPIRB and unscrew anti-clockwise. Do not accidentally turn EPIRB on.



3

Carefully pull top of unit out of cylinder and expose lead from motherboard to battery.




4

Disconnect the lead at the motherboard shown circled.



5

Break motherboard with a pair of pliers.



6

With a hacksaw carefully cut around the base of the cylinder below the orange lanyard. Do not cut beyond plastic encasement.



7

Remove plastic base and expose battery.



8

Dispose of lithium battery through a re-cycling collector and dispose of other pieces thoughtfully.



Do not throw your beacon in the bin. Beacons can inadvertently activate if they are not correctly disposed of.

Follow these instructions on disconnecting the beacon's battery. You can also contact your local battery store to check whether they disconnect and dispose of beacons. Battery World dispose of EPIRBs in Southern Tasmania and TLT Installations in the north (based in Perth). A small fee may apply.

After disposing of your unwanted beacon, please advise the Australia Maritime Safety Authority (AMSA) by updating your online registration account or by phoning 1800 406 406.

1

Make sure battery has expired (see side of unit). Ensure EPIRB is not on during disarming.



2

With a Phillips head screw driver remove the four screws shown circled.



3

Carefully pull top of unit away from case to expose connection to motherboard.




4

Disconnect the lead from battery at the motherboard shown circled.



5

Unscrew two screws fastening batteries with Phillips head screw driver.




6

Remove batteries for responsible disposal.




7

Break motherboard with a pair of pliers.



8

Dispose of lithium battery through a recycling collector and dispose of other pieces responsibly.



Do not throw your beacon in the bin. Beacons can inadvertently activate if they are not correctly disposed of.

Follow these instructions on disconnecting the beacon's battery. You can also contact your local battery store to check whether they disconnect and dispose of beacons. Battery World dispose of EPIRBs in Southern Tasmania and TLT Installations in the north (based in Perth). A small fee may apply.

After disposing of your unwanted beacon, please advise the Australia Maritime Safety Authority (AMSA) by updating your online registration account or by phoning 1800 406 406.

EPIRB DISPOSAL

Redundant GME MT300 121.5

MAST

MARINE and SAFETY TASMANIA
making boating better


1

Ensure EPIRB is not turned on when disarming.



2

With a Phillips head screw driver, remove four screws at top of unit shown circled.




3

Carefully pull top of unit away from case to expose wires from battery to mother unit.



4

Disconnect the lead from battery at motherboard shown circled.



5

With pliers, break motherboard



6

Remove batteries.



7

Dispose of lithium battery through a re-cycling collector and dispose of other pieces responsibly.



Do not throw your beacon in the bin. Beacons can inadvertently activate if they are not correctly disposed of.

Follow these instructions on disconnecting the beacon's battery. You can also contact your local battery store to check whether they disconnect and dispose of beacons. Battery World dispose of EPIRBs in southern Tasmania and TLT Installations in the north (based in Perth). A small fee may apply.

After disposing of your unwanted beacon please advise the Australia Maritime Safety Authority (AMSA) by updating your online registration account or by phoning 1800 406 406.

ACR 406 Beacon


1

Make sure battery has expired (see side of unit). Ensure EPIRB is not on during disarming.



2

With a Phillips head screw driver, remove the four screws shown circled.




3

Carefully pull top of unit away from case to expose connection to motherboard.




4

Disconnect the lead from the PCB as shown.




5

Remove the three battery leads from the PCB as shown.



6

Remove the 2 screws circled in red and then remove the PCB from the EPIRB case. The 3 Lithium battery packs can then be removed from the EPIRB.



7

Dispose of lithium battery through a recycling collector and dispose of other pieces thoughtfully.



Do not throw your beacon in the bin. Beacons can inadvertently activate if they are not correctly disposed of.

Follow these instructions on disconnecting the beacon's battery. You can also contact your local battery store to check whether they disconnect and dispose of beacons. Battery World will dispose of EPIRBs in southern Tasmania and TLT Installations in the north (based in Perth). A small fee may apply.

After disposing of your unwanted beacon please advise the Australia Maritime Safety Authority (AMSA) by updating your online registration account or by phoning 1800 406 406.

1

Ensure EPIRB is not turned on when disarming.



2

Unscrew the top of cylinder anticlockwise from the unit.




3

Carefully pull top of unit away from case to expose wires from battery to motherboard.




4

Disconnect at the joining of wiring at the plug shown circled in Instruction 3.



5

Break motherboard with pliers.




6

With a hacksaw, carefully cut around the base of the cylinder below the orange lanyard. Do not cut beyond plastic encasement.




7

Remove plastic and expose battery for disposal.



8

Dispose of lithium batteries through a recycling collector and dispose of other pieces thoughtfully.



Do not throw your beacon in the bin. Beacons can inadvertently activate if they are not correctly disposed of.

Follow these instructions on disconnecting the beacon's battery. You can also contact your local battery store to check whether they disconnect and dispose of beacons. Battery World will dispose of EPIRBs in southern Tasmania and TLT Installations in the north (based in Perth). A small fee may apply.

After disposing of your unwanted beacon please advise the Australia Maritime Safety Authority (AMSA) by updating your online registration account or by phoning 1800 406 406.